



ANIMALS ON THE LOOSE

A **YOU vs WILD** MOVIE

NETFLIX



SURVIVAL GUIDE

DANGER!

IT'S LURKING AROUND EVERY BUSH.

Here's your indispensable guide to surviving these wild times. Lions. Worms. Poachers.

Don't panic! From tying knots to outsmarting baboons, learn how to escape danger and be *sort of* prepared to grin and Bear any situation.



TABLE OF CONTENTS

- 01 HOW TO BE PREPARED

- 02 HOW TO PITCH A PERFECT TENT FOR SURVIVAL

- 03 HOW TO HAVE YOUR DIRT CAKE AND EAT IT TOO

- 04 HOW TO TIE A KNOT

- 05 HOW TO SPOT THE LION

- 06 HOW TO TELL IF YOU'RE GOING TO MAKE IT OUT OF THE WILD

- 07 HOW TO OUTSMART A BABOON

- 08 HOW TO HELP CONSERVE OUR WILDLIFE

- 09 HOW TO TRACK THE ANIMALS CHASING YOU RIGHT NOW

- 10 HOW TO MAP OUT YOUR MISSIONS

ANIMALS
ON THE LOOSE
A ← YOU vs WILD → MOVIE

NETFLIX

01

HOW TO BE PREPARED: SURVIVAL CHECKLIST

The bad news: there are a bunch of wild animals on the loose and it's dangerous out there. The good news: you can make it less dangerous by stocking up on all the supplies featured in our handy survival checklist.

<p>WATER</p> 	<p>FOOD</p> 	<p>BACKPACK</p> 	<p>GLOVES</p> 
<p>ROPE</p> 	<p>WALKIE TALKIE</p> 	<p>SMOKE EMERGENCY FLARE CANISTERS</p> 	<p>CARABINER</p> 
<p>BINOCULARS</p> 	<p>DUCT TAPE</p> 	<p>HELMET</p> 	<p>MAP</p> 

02

HOW TO PITCH A PERFECT TENT FOR SURVIVAL

Think you're ready to go camping in the wild? Prove it, by pitching the perfect survival tent indoors first. It's a safer place to practice, and there's less of a chance that you'll be disturbed by wild animals on the loose in the middle of the night (aside from your parents, that is...)

COLLECT YOUR SUPPLIES

LIGHTWEIGHT BLANKET OR SHEET

No animal prints — they attract 4-legged guests

ROPE OR STURDY STRING

Dental floss isn't sturdy enough, sorry

IDENTIFY TWO STURDY OBJECTS TO ATTACH THE ROPE / STRING

Or ask your parents to hold the rope all night long if they're patient

COLLECT 4-6 HEAVY OBJECTS TO HOLD YOUR TENT CORNERS IN PLACE

Candles, books, rocks, hollowed out books filled with rocks

FASTENERS

Clothes pins, clamps, or chip clips. Important — detach bag of chips before usage or it'll be you vs. the vacuum cleaner

INSTRUCTIONS

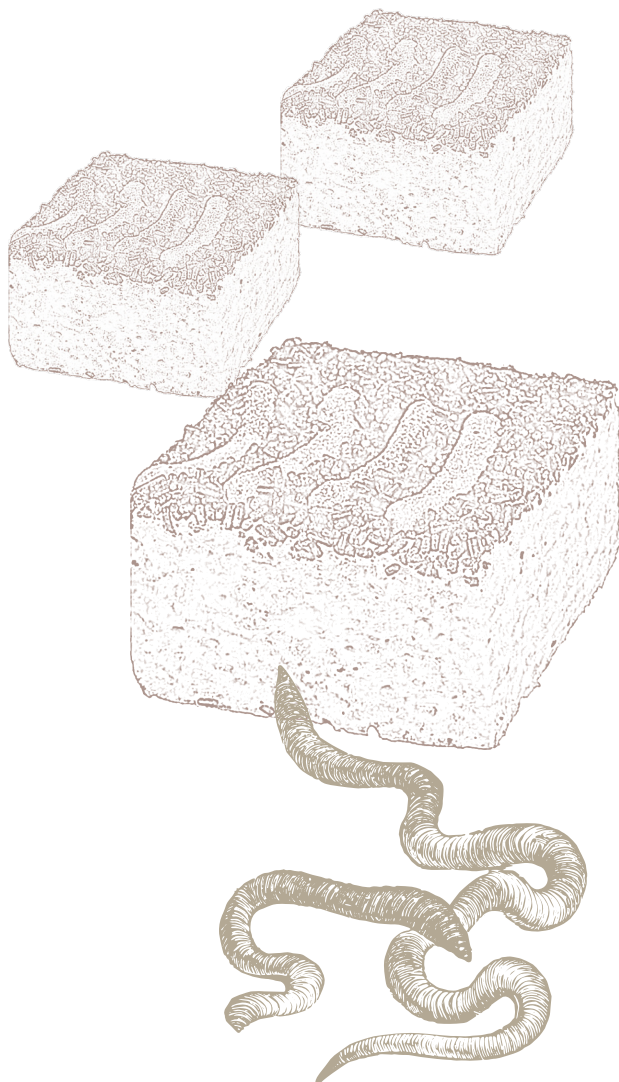

- 1 Rearrange furniture in your indoor campground so you have enough space for your tent. If possible, position the tent's opening to face your TV.
- 2 Tie your rope / string to curtain rods, door knobs / hinges, a pair of dining chairs, or a toilet (just kidding). Get creative, as long as your objects are sturdy.
- 3 Drape your sheet or blanket over the rope / string and use fasteners to secure it in place across the top of the line. Remember what we said about the chip clips!
- 4 Fan your sheet or blanket out in the shape of a tent and use your heavy objects to hold the tent corners in place. You don't want corners on the loose...
- 5 You survived the instructions! Now all you have to do is grab some pillows, a sleeping bag, a lantern, yummy snacks, and settle into your survival tent to watch *Animals on the Loose: A You vs. Wild Movie*.



03

DIRT, WORMS? OR JUST DIG IN.

Ingredients: Rice Krispies® cereal, marshmallows, butter, chocolate frosting, chocolate cookie crumbles, worms



1 Make the Rice Krispie Treats™

- Spray a 9x13 pan with non-stick cooking spray.
- In a large bowl, measure out 5 cups of Rice Krispies® or a crisp rice cereal of your choice. If you really want to go for the “dirt” look, use Cocoa Krispies.
- Melt the butter in a medium-sized saucepan. Add the package of marshmallows and stir until the marshmallows have melted completely.
- Pour the melted marshmallows into the bowl with the cereal and begin stirring immediately. This will get sticky. You could spray your mixing spoon with non-stick cooking spray, but then you wouldn't have as much to lick off at the end.
- Pour the mixture into the pan. Press down until the cereal/marshmallow mix is even.

2 Frost with the entire can of chocolate frosting

3 Top with Oreo® cookie dirt crumbs

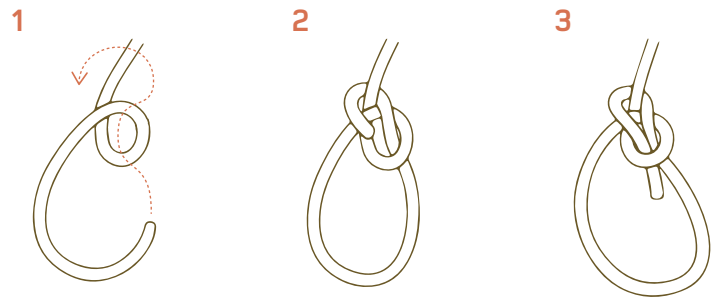
4 Add the worms... the more worms the better!

04

TIE IT OUT? OR KNOT?

Why knot? Glad you asked. Knot tying basics are crucial to survival because if you trip on your shoelaces when running for cover...you could be toast (or lion lunch).

BOWLINE KNOT



DOUBLE FISHERMAN'S KNOT

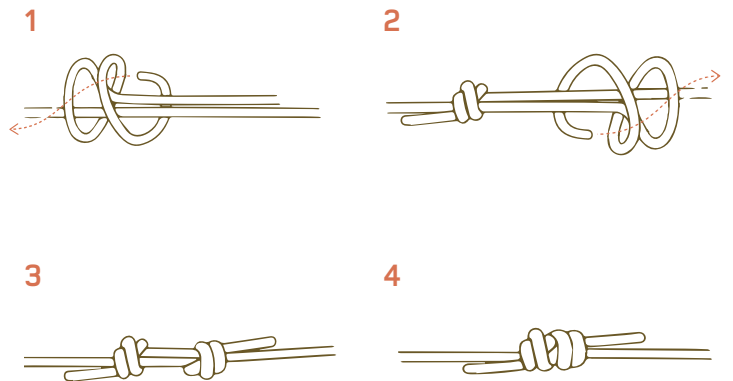
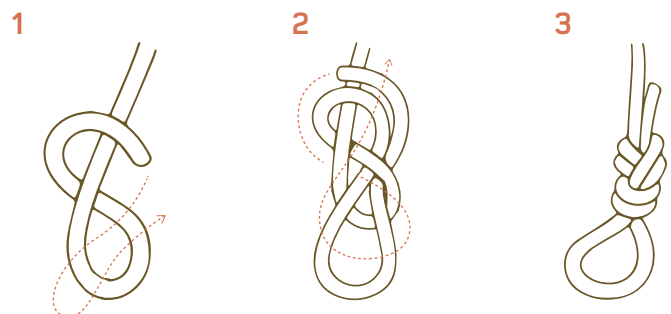



FIGURE EIGHT KNOT



05

LOOKOUT FOR LIONS? OR PREY NOT TO GET EATEN!





Like any good stalkers, these wild animals prefer to go unnoticed. So the first step in staying off the menu is learning to spot them in the wild....unless of course, you'd prefer to prey.



06

PREDICT YOUR FUTURE? OR LEAVE IT UP TO THE ANIMALS TO DECIDE YOUR FATE?

Your future could hold snake bites, brushes with a lion, or getting charged by a rogue rhino... so best not leave things to chance. Use this fortune teller to predict if you're going to make it out of the wild.

 1	2 Gross. You'll run out of food and have to survive by eating bugs.	3 Good news: You will fix the fence and the animals will be fine.	 4
5 Whoops! You will step in a giant pile of elephant poop.	6 Nasty! You'll run out of water and have to drink your own urine.	7 Cool! You'll trap the elephant poachers and prevent them from hunting illegally.	8 Uh oh! You will be chased by a hungry lion. Good luck with that.
 9	10 Awesome! You'll make friends with a baboon and join his troop.	11 Run! You will cause a stampede and have to outrace the gazelles.	 12

07

OUTSMART A MONKEY? OR GO BANANAS?



DO NOT SMILE!

Male baboons may view this action as a sign of aggression

DON'T INSULT HIS CREW

Baboons are social animals who travel in troupes of 50 or more...so if you mess with one, you mess with all of them

PRACTICE YOUR GRUNTING AND LIP SMACKING

That's the baboon's way of saying "I'm a friend and I won't do you any harm"

DO NOT MAKE THE BABOON HANGRY

Get rid of any food that you may have in your hands... what are you thinking?

KEEP QUIET SMARTY

Baboons use at least 10 different vocalizations to communicate with each other, so it's best not to speak unless you're spoken to...



08

HOW TO HELP CONSERVE OUR WILDLIFE

Wildlife heroes come in all shapes and sizes. There are scientists who study animal behavior, rangers who protect wildlife each day, and then there's you. How can you make a difference? It starts by learning about the animals and taking steps to raise awareness about wildlife conservation.

KNOW WHO'S ON THE ENDANGERED LIST.

African animals, including the African penguin, chimpanzee, and cheetah are all on the endangered species list.

LEARN WHY DIFFERENT ANIMALS ARE ENDANGERED.

From poaching to habitat destruction, different animals face different threats to their survival. For example: cheetahs are hunted by humans and also pushed out of their natural habitats. What about elephants?

VISIT AND SUPPORT NATIONAL WILDLIFE REFUGES, PARKS, AND OTHER WILDLIFE SPACES.


These protected lands provide habitat to many endangered species. Endangered species are everywhere (not just Africa) so see how you can help animals close to home.

NEVER PURCHASE PRODUCTS MADE FROM THREATENED OR ENDANGERED SPECIES.

Be careful of products including fur from tigers, polar bears, sea otters and other endangered wildlife.

PROTECT WILDLIFE HABITATS.

The greatest threat that faces many species is the destruction of their habitat. Scientists tell us the best way to help an endangered species is to protect the special place where they live. By keeping their habitats safe, entire communities of animals and plants can be protected.



09

RUN TO START WATCHING YOU VS. WILD? OR BE BORED TO DEATH

Ready, set, BINGO. These survivalist cards are designed to help you track the animals (and other wild sights) on your adventure. Choose a card and challenge a friend to watch along as the action unfolds.

	B	I	N	G	O
TEAM 1	BEAR IS BLEEDING	ELEPHANT TRUNK	LEECH	"PROTEIN HIT"	WALKIE TALKIE
	ANIMAL TEETH	CHEETAH	ELECTRIC CABLE	BUILD A BOMA	WILD ANIMAL BUTT
	THIMBA THE BABOON	HELICOPTER ROPE DESCENT	FREE!	BEAR MAKES A TRASH RAFT	BEAR USES A FLARE
	BIRD NOISES	"NO PANTHERS IN NIGERIA"	BINOCULARS	HUNGRY LION	LIGHTNING BOLT
	BEAR FIGHTS A SNAKE	LION TRUCK TRAP	ELEPHANT POOP	DESTROYED CAMPSITE	BEAR EATS A CUTWORM

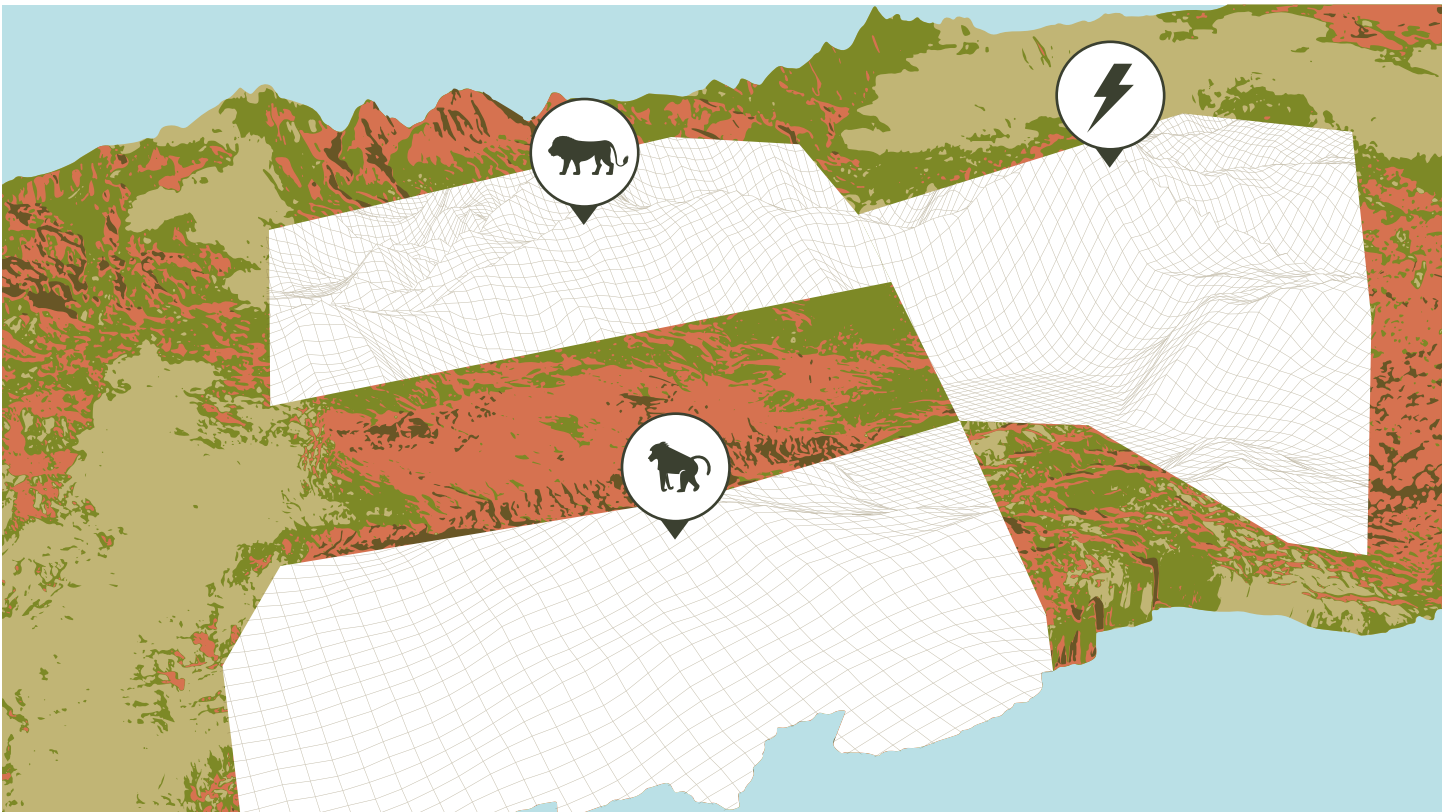
09

	B	I	N	G	O
TEAM 2	HELICOPTER ROPE DESCENT	BEAR MAKES A TRASH RAFT	CHEETAH	LION TRUCK TRAP	BINOCULARS
	HUNGRY LION	BIRD NOISES	THIMBA THE BABOON	"NO PANTHERS IN NIGERIA"	LEECH
	ELEPHANT POOP	BEAR FIGHTS A SNAKE	FREE!	BUILD A BOMA	ELECTRIC CABLE
	DESTROYED CAMPSITE	ANIMAL TEETH	ELEPHANT TRUNK	BEAR IS BLEEDING	"PROTEIN HIT"
	BEAR USES A FLARE	BEAR EATS A CUTWORM	LIGHTNING BOLT	WILD ANIMAL BUTT	WALKIE TALKIE

10

CHOOSE YOUR PATH. CHOOSE YOUR COLORS.

Fill in each region on the map after you complete a mission—in any order, and with any color you like. We recommend Growling Gold, Electric Blue, and Baboon Butt Red.



FIND LION



RESCUE BABOON



RESTORE POWER

CREDITS

ARTWORK CREATED BY
VISIONARY

CONSERVATION FACTS PROVIDED BY
TUSK.ORG

Bear Grylls is an Ambassador for Tusk, who work to protect
animals all across Africa. Find out more at Tusk.org

